

AUSTRALIAN WELDER CERTIFICATION REGISTER (AWCR)



APPLY FOR A WELDER QUALIFICATION



OVERVIEW

The AWCR provides a national framework for qualifying and testing welders to standards such as AS/NZS ISO 9606-1 and AS/NZS 2980, and other welding standards where specified.

It:

- ✓ Allows qualified welders to be registered so as to be able to work on any site without further testing resulting in a significant cost saving to industry.
- ✓ Provides industry with easy access to a database of welders with up to date certification and details of their career history.
- ✓ Generates data for a skills gap analysis which will allow the development of a detailed suite of training initiatives to upskill the workforce.
- ✓ Runs on the **WeldQ** platform; a fully internet enabled cloud based system with a supporting mobile app.

GETTING STARTED


This presentation provides the USER with basic information on how to apply for a Welder Qualification program within **WeldQ**.

- ✓ Please login to **WeldQ** via Google's *Chrome* or Mozilla's *Firefox* browser. Details are on the next slide.
 - Other browsers may not work correctly
 - Access is also available via the AWCRC website at <http://awcr.org.au>
- ✓ Review each screen and follow the instructions
- ✓ Before applying for a welder qualification (i.e. a *Program*), please ensure that your profile is complete and up to date, and a suitable identification photograph has been uploaded

As AS/NZS ISO 9606-1 and AS/NZS only allows one WPS test per certificate, **WeldQ** will allow the welder to reapply for a welder qualification test program as required to gain additional qualifications. Qualification test certificates are issued for each successful test.

LOGIN

<https://wtia.weldq.com> OR <https://wtia.weldq.com/applicant/login>



New to WeldQ and don't have an account?

To create an account you will need to provide:

- a valid email address
- your phone number &
- date of birth

After registering, an email will be sent to the email address you provide. You will need to access this email and click on the link to verify your registration. The email will contain a system-generated WeldQ ID.

[CLICK HERE TO CREATE AN ACCOUNT](#)

Enter your WeldQ ID & Password then click here

Existing User Sign In

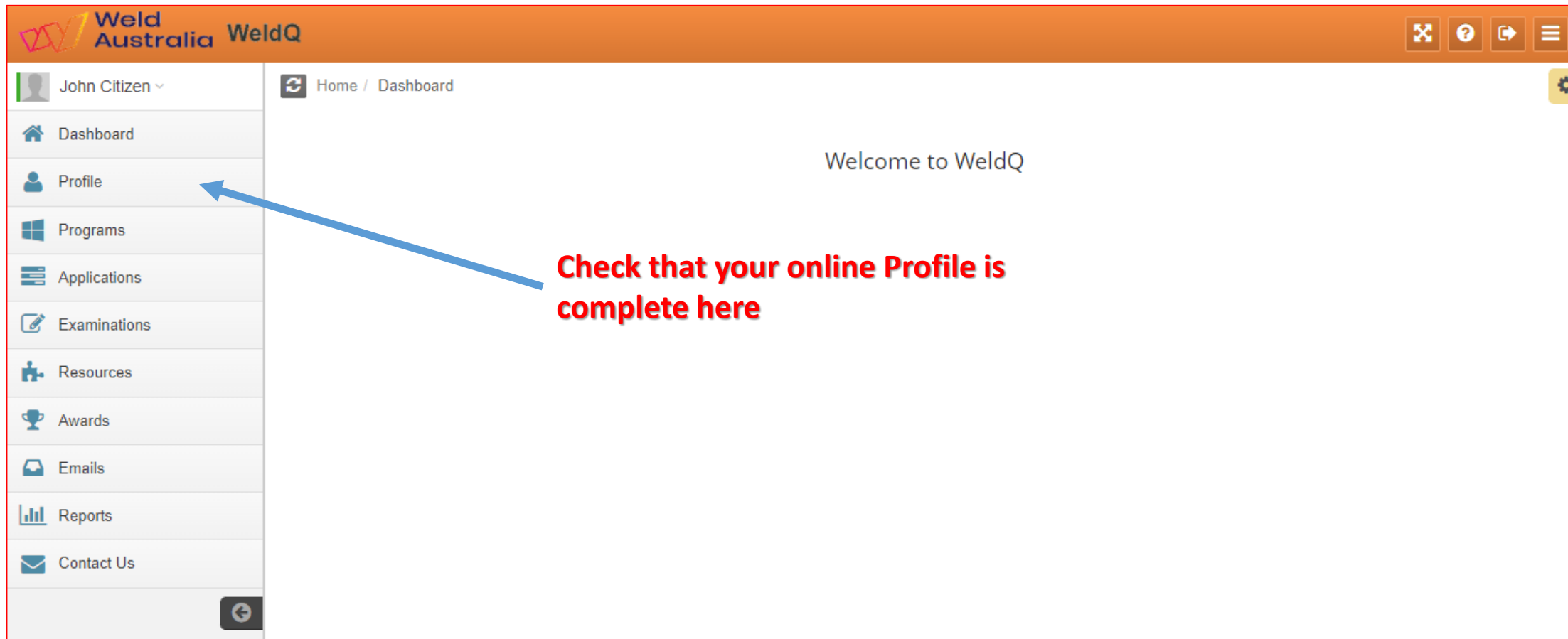
WeldQ ID

Password

[Forgot password?](#)

[Sign in](#)

PROFILE



Weld Australia WeldQ

John Citizen ▾

Home / Dashboard

Welcome to WeldQ

Dashboard

Profile

Programs

Applications

Examinations

Resources

Awards

Emails

Reports

Contact Us

Check that your online Profile is complete here

APPLY FOR WELDER QUALIFICATION TEST PROGRAM



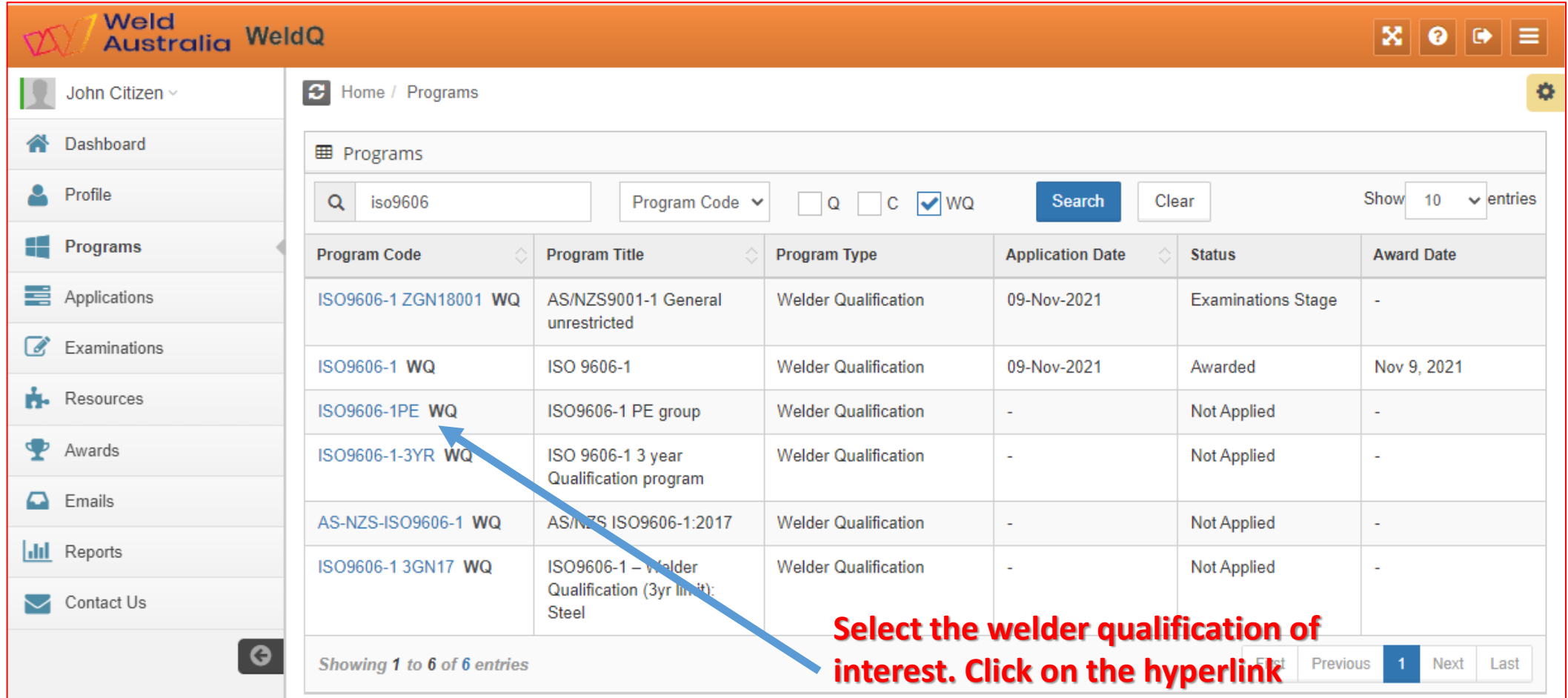
Steps (1):

- ✓ Locate the test program on the *Program* tab
- ✓ Select the program by clicking on the blue program code (a hyperlink)
- ✓ Review the program details, note the instructions, terms & conditions, the Weld Australia fees applicable and if a discount code is applicable
 - Note if a multi-procedure program or employer sponsored.
 - Obtain discount code from the Program Coordinator (where applicable)
 - Before applying for the program, download and review any applicable WPS or other documents.

PROGRAMS



LOCATE TEST PROGRAM



Weld Australia WeldQ

John Citizen ▾

Home / Programs

Programs

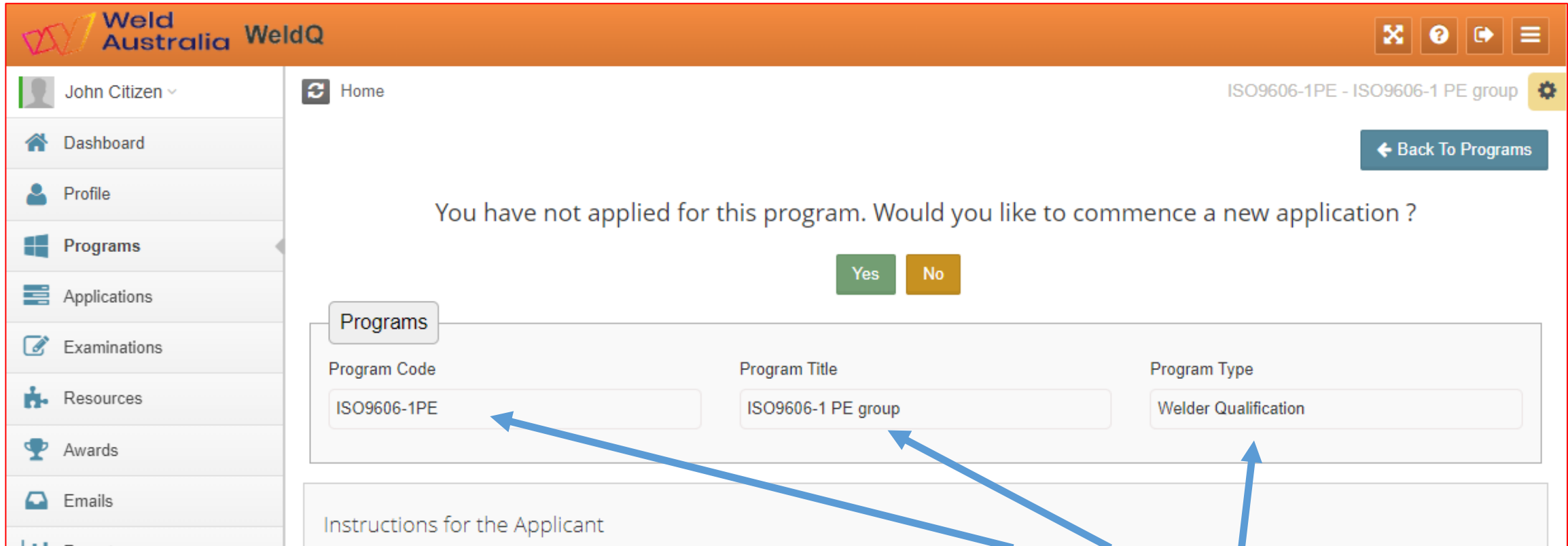
Q iso9606 Program Code ▾ ☐ Q ☐ C ☒ WQ Search Clear Show 10 entries

Program Code	Program Title	Program Type	Application Date	Status	Award Date
ISO9606-1 ZGN18001 WQ	AS/NZS9001-1 General unrestricted	Welder Qualification	09-Nov-2021	Examinations Stage	-
ISO9606-1 WQ	ISO 9606-1	Welder Qualification	09-Nov-2021	Awarded	Nov 9, 2021
ISO9606-1PE WQ	ISO9606-1 PE group	Welder Qualification	-	Not Applied	-
ISO9606-1-3YR WQ	ISO 9606-1 3 year Qualification program	Welder Qualification	-	Not Applied	-
AS-NZS-ISO9606-1 WQ	AS/NZS ISO9606-1:2017	Welder Qualification	-	Not Applied	-
ISO9606-1 3GN17 WQ	ISO9606-1 – Welder Qualification (3yr limit): Steel	Welder Qualification	-	Not Applied	-

Showing 1 to 6 of 6 entries

1 Previous Next Last

REVIEW TEST PROGRAM



Weld Australia WeldQ

John Citizen ▾

Home

ISO9606-1PE - ISO9606-1 PE group

← Back To Programs

You have not applied for this program. Would you like to commence a new application ?

Yes No

Program Code	Program Title	Program Type
ISO9606-1PE	ISO9606-1 PE group	Welder Qualification

Instructions for the Applicant

Check program code, title and type.

REVIEW TEST PROGRAM

Review all instructions.

Instructions for the Applicant

1. Once you have completed this application and paid the applicable fee, you will be sent a discount code which can be applied to your application for the second and third procedures in this qualification suite. Please note that the code sent is only valid for this program and may only be used twice. The code remains valid until 31st December 2016.
2. This welder qualification remains in effect for two years, unless the welder does not engage in welding for at least 6 months, or a specific reason exists to question the welder's ability. Confirmation of having welded to the procedure must be obtained every 6 months and revalidation is required once every 2 years.
3. Before submitting the completed application form, please make sure that your application is complete in all respects. Applications not accompanied by copies of documents, certified if required (e.g. qualifications/certifications) will not be processed.
4. This program consists of a suite of 3 weld procedures that must be successfully completed prior to gaining employment as a Pressure Equipment repairer for XYZ Pty Ltd. The procedures are WPS-001, WPS-002 and WPS-003, and can be viewed within your *Resources* tab. You are required to nominate one procedure in the *Remarks* box to weld for this application. To apply for the other procedures, go back to the program, click *Reapply*, and repeat the process for the subsequent weld procedures remembering to enter your discount code each time.

Note discount code availability (where relevant), and applicable terms and conditions.

Note period of qualification validity, confirmation and revalidation requirements where applicable.

Any special requirements. These documents are available In WeldQ Resources and should be reviewed before applying for the test program

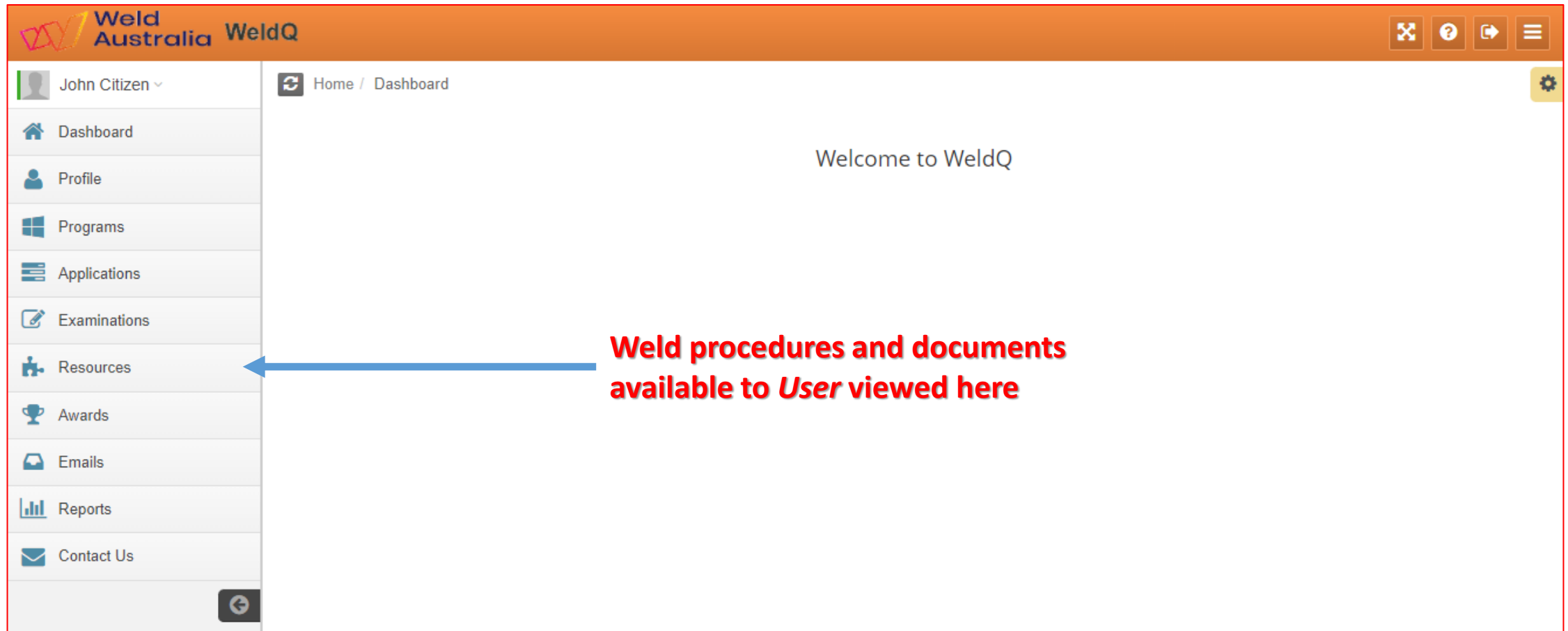
REVIEW TEST PROGRAM

Review requirements, applicable standard, confirmation & revalidation details and fees.

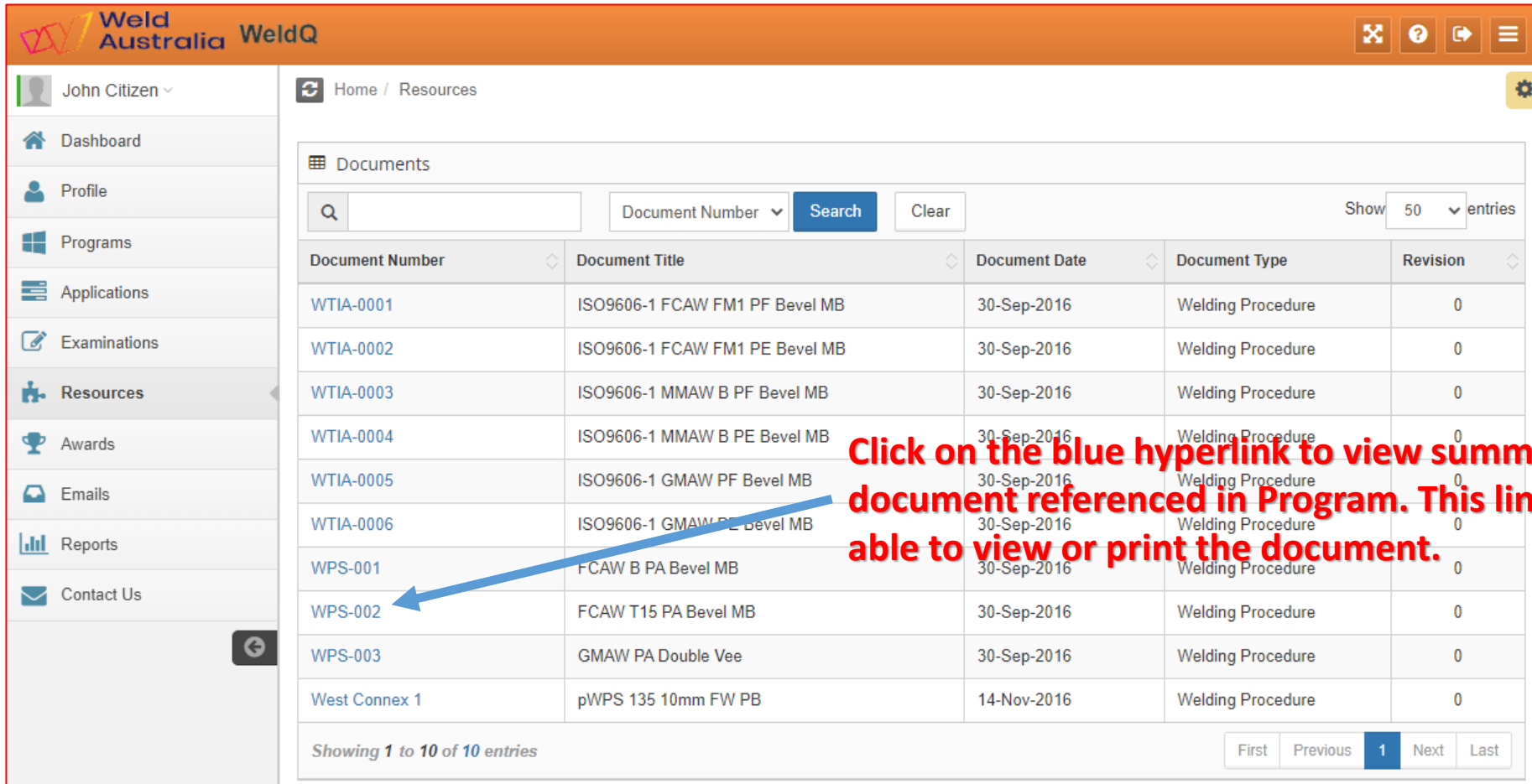
Requirement Code	Requirement Description		
1	Must have received training and/or has industrial practice within the range of qualification.		
Standard:		ISO 9606-1:2012	
No of Confirmations:	3	Re-validation / Prolongation Required ?	<input checked="" type="checkbox"/>
Interval (months):	6	Repeat ?	<input checked="" type="checkbox"/>
Member Fee:	\$120.00	Non-Member Fee:	\$240.00
Revalidation Fee (Member) :	\$120.00	Revalidation Fee (Non-Member):	\$240.00

Weld Australia fees are based on No. of WPS required to complete the program i.e. 3 in this example

REVIEW DOCUMENTS IN RESOURCES



REVIEW DOCUMENTS IN RESOURCES



Weld Australia WeldQ

John Citizen ▾

Home / Resources

Documents

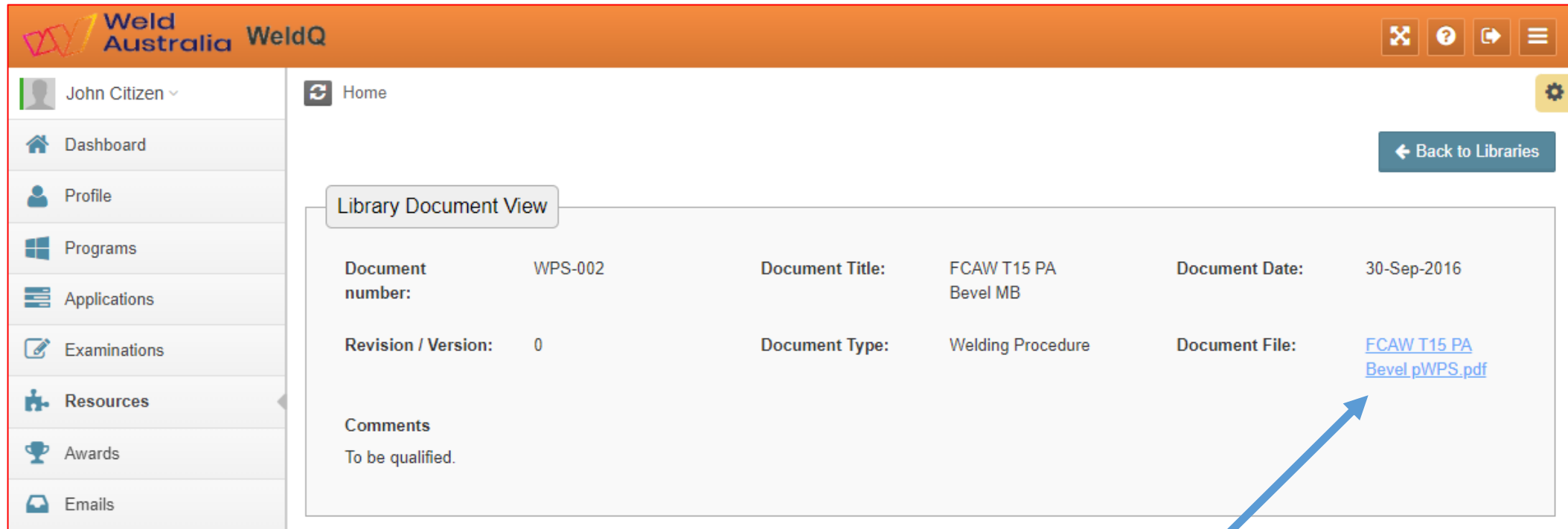
Search [] Document Number ▾ Search Clear Show 50 ▾ entries

Document Number	Document Title	Document Date	Document Type	Revision
WTIA-0001	ISO9606-1 FCAW FM1 PF Bevel MB	30-Sep-2016	Welding Procedure	0
WTIA-0002	ISO9606-1 FCAW FM1 PE Bevel MB	30-Sep-2016	Welding Procedure	0
WTIA-0003	ISO9606-1 MMAW B PF Bevel MB	30-Sep-2016	Welding Procedure	0
WTIA-0004	ISO9606-1 MMAW B PE Bevel MB	30-Sep-2016	Welding Procedure	0
WTIA-0005	ISO9606-1 GMAW PF Bevel MB	30-Sep-2016	Welding Procedure	0
WTIA-0006	ISO9606-1 GMAW PE Bevel MB	30-Sep-2016	Welding Procedure	0
WPS-001	FCAW B PA Bevel MB	30-Sep-2016	Welding Procedure	0
WPS-002	FCAW T15 PA Bevel MB	30-Sep-2016	Welding Procedure	0
WPS-003	GMAW PA Double Vee	30-Sep-2016	Welding Procedure	0
West Connex 1	pWPS 135 10mm FW PB	14-Nov-2016	Welding Procedure	0

Showing 1 to 10 of 10 entries

First Previous 1 Next Last

REVIEW DOCUMENTS IN RESOURCES



Weld Australia WeldQ

John Citizen ▾

Home

Back to Libraries

Library Document View

Document number:	WPS-002	Document Title:	FCAW T15 PA Bevel MB	Document Date:	30-Sep-2016
Revision / Version:	0	Document Type:	Welding Procedure	Document File:	FCAW T15 PA Bevel pWPS.pdf

Comments

To be qualified.

Document summary shown. Click on the blue hyperlink to view or print weld procedure

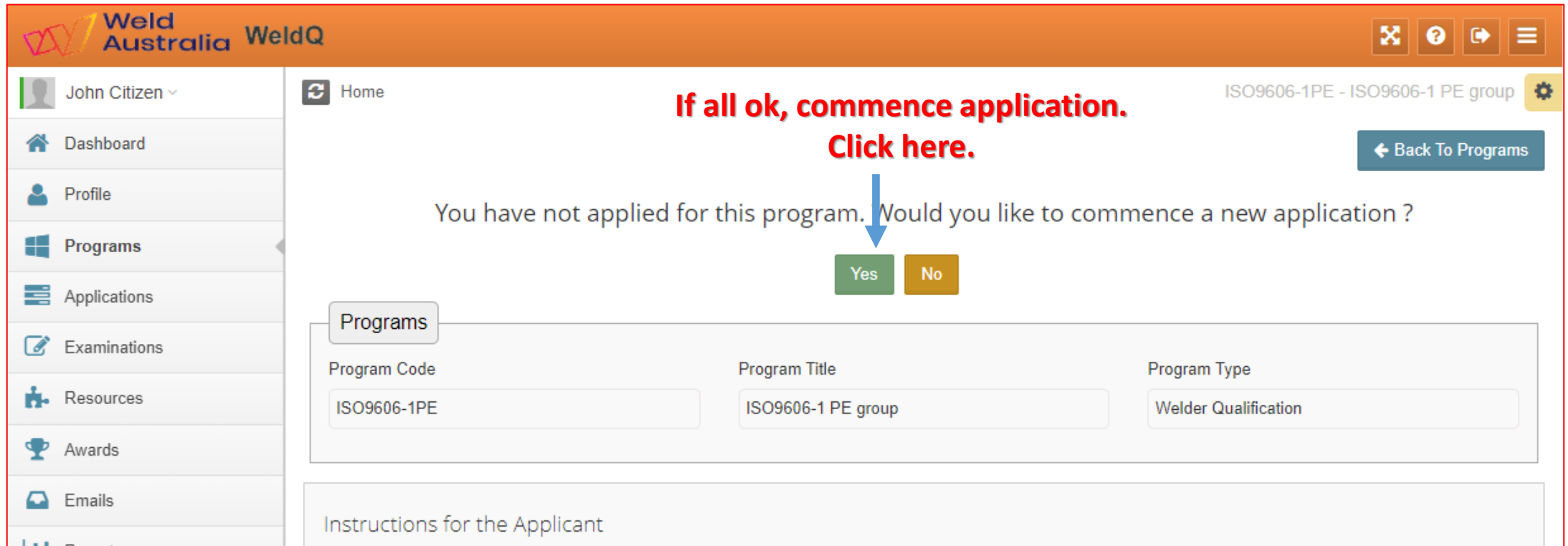
APPLY FOR WELDER QUALIFICATION TEST PROGRAM



Steps (2):

- ✓ If OK, apply for the program
 - Note that fees indicated are Weld Australia program fees only
 - Applicant responsible for fees and charges levied by examiner, test centre etc.
- ✓ Pay for the program
- ✓ Confirm the payment
 - If this application is for a multi-WPS program, could can apply for the next test once payment has been finalised using the above procedure.
 - A discount code may be applicable after the initial application
 - Code will be sent to you by the Program Coordinator or Program Manager
- ✓ A confirmation email will be sent to your email address
- ✓ **WeldQ** will return you to the Login screen.

REVIEW TEST PROGRAM



The screenshot shows the WeldQ application interface. The top navigation bar is orange and contains the Weld Australia logo, the text 'WeldQ', and several utility icons. A left sidebar lists navigation options: Dashboard, Profile, Programs (highlighted), Applications, Examinations, Resources, Awards, and Emails. The main content area has a 'Home' button and a breadcrumb 'ISO9606-1PE - ISO9606-1 PE group'. A red text overlay with a blue arrow pointing to a 'Yes' button reads: 'If all ok, commence application. Click here.' Below this, a message asks 'You have not applied for this program. Would you like to commence a new application?' with 'Yes' and 'No' buttons. A 'Back To Programs' button is in the top right. A 'Programs' tab is active, showing a table with columns for Program Code, Program Title, and Program Type. The table contains one row with the values 'ISO9606-1PE', 'ISO9606-1 PE group', and 'Welder Qualification'. Below the table is a section titled 'Instructions for the Applicant'.

Weld Australia WeldQ

John Citizen ▾ Home

ISO9606-1PE - ISO9606-1 PE group

**If all ok, commence application.
Click here.**

You have not applied for this program. Would you like to commence a new application ?

Yes No

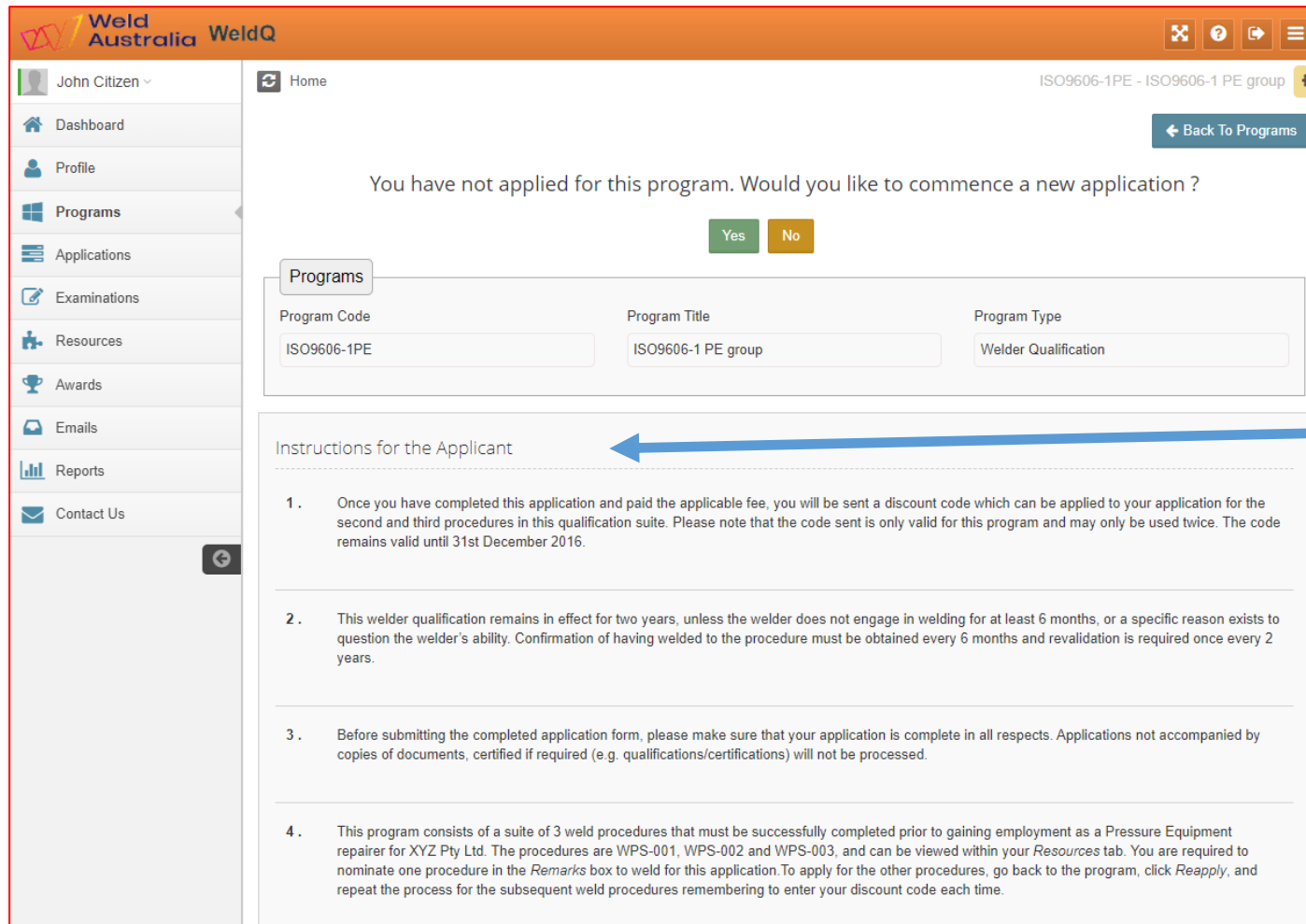
← Back To Programs

Programs

Program Code	Program Title	Program Type
ISO9606-1PE	ISO9606-1 PE group	Welder Qualification

Instructions for the Applicant

APPLY FOR TEST PROGRAM



The screenshot shows the 'Weld Australia' web application. The user is logged in as 'John Citizen'. The left sidebar contains navigation links: Dashboard, Profile, Programs, Applications, Examinations, Resources, Awards, Emails, Reports, and Contact Us. The main content area is titled 'ISO9606-1PE - ISO9606-1 PE group'. It displays a message: 'You have not applied for this program. Would you like to commence a new application?' with 'Yes' and 'No' buttons. Below this is a 'Programs' section with a table showing the selected program details.

Program Code	Program Title	Program Type
ISO9606-1PE	ISO9606-1 PE group	Welder Qualification

Below the table is the 'Instructions for the Applicant' section, which contains four numbered instructions. A blue arrow points from the red text on the right to the first instruction.

1. Once you have completed this application and paid the applicable fee, you will be sent a discount code which can be applied to your application for the second and third procedures in this qualification suite. Please note that the code sent is only valid for this program and may only be used twice. The code remains valid until 31st December 2016.
2. This welder qualification remains in effect for two years, unless the welder does not engage in welding for at least 6 months, or a specific reason exists to question the welder's ability. Confirmation of having welded to the procedure must be obtained every 6 months and revalidation is required once every 2 years.
3. Before submitting the completed application form, please make sure that your application is complete in all respects. Applications not accompanied by copies of documents, certified if required (e.g. qualifications/certifications) will not be processed.
4. This program consists of a suite of 3 weld procedures that must be successfully completed prior to gaining employment as a Pressure Equipment repairer for XYZ Pty Ltd. The procedures are WPS-001, WPS-002 and WPS-003, and can be viewed within your *Resources* tab. You are required to nominate one procedure in the *Remarks* box to weld for this application. To apply for the other procedures, go back to the program, click *Reapply*, and repeat the process for the subsequent weld procedures remembering to enter your discount code each time.

Review all instructions noting all terms and conditions reproduced from the initial review of the program.

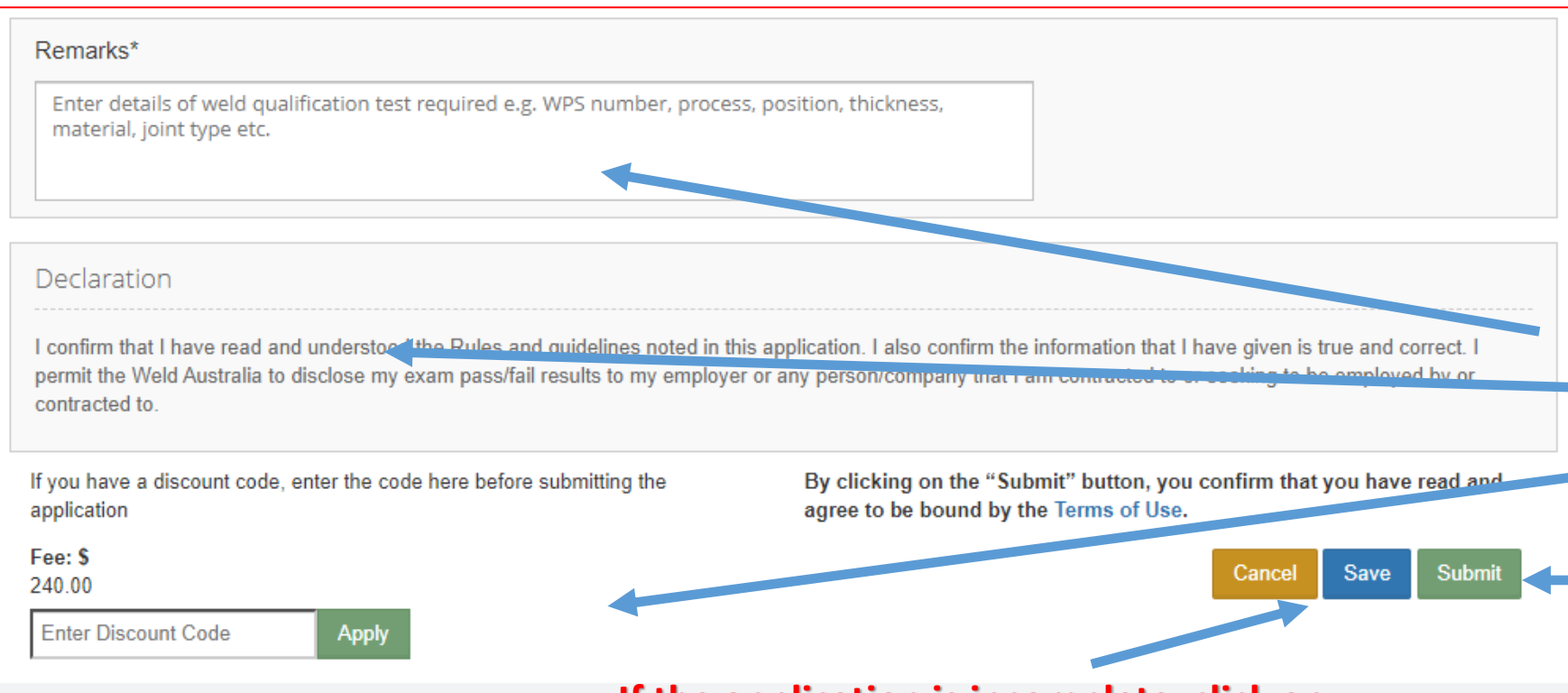
APPLY FOR TEST PROGRAM

Requirements to be satisfied

Requirement Code : 1	Requirement satisfied?* Select	File Upload <input type="text"/> Upload
Requirement Description : Must have received training and/or has industrial practice within the range of qualification.		File Description Please mention the file's description <input type="text"/>
Preferred Test Centre (Optional) Select Preferred Test Centre	Upload the WPS File (Optional) <input type="text"/> Upload	

Note the requirements, advise if satisfied, upload any additional information, select your preferred test centre.

APPLY FOR TEST PROGRAM



Remarks*

Enter details of weld qualification test required e.g. WPS number, process, position, thickness, material, joint type etc.

Declaration

I confirm that I have read and understood the Rules and guidelines noted in this application. I also confirm the information that I have given is true and correct. I permit the Weld Australia to disclose my exam pass/fail results to my employer or any person/company that I am contracted to or seeking to be employed by or contracted to.

If you have a discount code, enter the code here before submitting the application

Fee: \$
240.00

Enter Discount Code

By clicking on the "Submit" button, you confirm that you have read and agree to be bound by the [Terms of Use](#).


Complete any additional details requested in *Remarks* box e.g. details of preferred WPS , enter the discount code if one is applicable, click *Apply*, read the declaration and if in agreement, and if all in order, *Submit* the application.

If the application is incomplete, click on *Save*. It can be retrieved later and actioned.

PAY FOR THE PROGRAM

Transaction

Merchant Details

 **WeldQ**

Vision-Pro Consulting Australia Pty Ltd

eWAY - your online payment gateway

Customer Details




First Name	BG
Last Name	Cannon
Email	bgcannon1955@gmail.com
Address	20 , Bridge Street
City	Pymble
State/ Province/ Region	NSW
Postcode	2074
Country	Australia
Phone #	0477002510

Product Invoice Information

Invoice Number	INV-SJCm6TBxx
Invoice Description	Welder Qualification - ISO9606-1 PE group

Payment

Purchase Amount **\$120.00** (SAUD)

Credit Card Details   

Card Number

Name on Card

Expiry Date

Month

▼

 2016

▼

CCV

Last 3 digits on back of your credit card

Login with the buttons above to securely remember your credit card details and streamline your next eWAY payment experience.

Cancel

PAY NOW

**Pay for the program.
If no payment is due, this screen
will not be shown.**

Bruce Cannon
Technical Publications Manager

© Weld Australia November 2021





PAYMENT CONFIRMED

**WeldQ**


Vision-Pro Consulting Australia Pty Ltd

eWAY - your online payment gateway

Transaction Approved. Payment has been taken.

Purchase Amount	\$120.00(\$AUD)
Transaction ID	14082282
Transaction Status	Approved.
Payment Provider	   
Name on Card	Ferd J Nerk
Card Number	111122XXXXXX4444

Web Active Corporation Pty Ltd | Level 1, 2 Shea St, Phillip, ACT,
Australia | ACN 086 209 403 ABN 32 086 209 403 | Copyright 1998-
2016



**Confirmation of payment, then
Finalise the transaction. You will
then be taken back to the Login
screen.**

CONFIRMATION EMAIL

Dear BG Cannon,

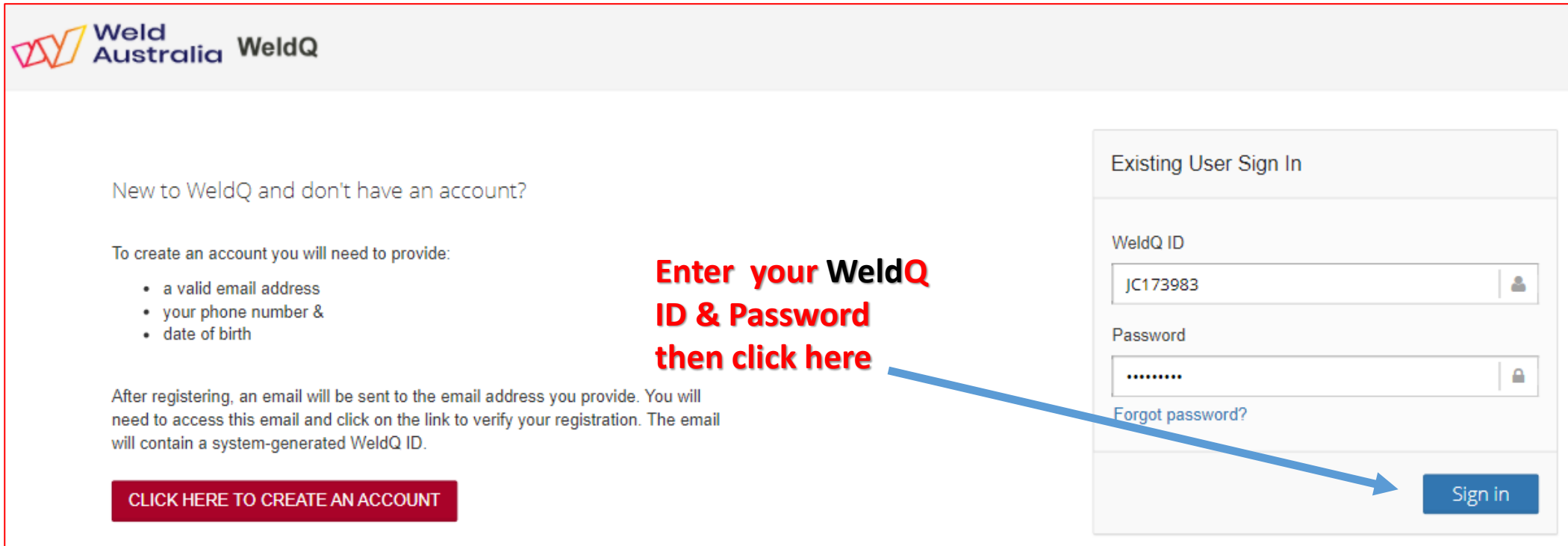
Your application to ISO9606-1PE, ISO9606-1 PE group has been successfully submitted.

You will be contacted shortly to arrange for the welder qualification test.

Welding Technology Institute of Australia
Suite 5, Level 3, Building 3
20 Bridge St, Pymble NSW 2073
PO Box 197, Macquarie Park BC, NSW 1670
E: weldq@wtia.com.au
W: <http://www.wtia.com.au>

LOGIN

<https://wtia.weldq.com> OR <https://wtia.weldq.com/applicant/login>



The screenshot shows the Weld Australia WeldQ login interface. On the left, there is a section for new users with a heading 'New to WeldQ and don't have an account?' and a list of requirements for account creation: a valid email address, a phone number, and a date of birth. Below this is a red button labeled 'CLICK HERE TO CREATE AN ACCOUNT'. On the right, there is a 'Existing User Sign In' section with input fields for 'WeldQ ID' (containing 'JC173983') and 'Password' (masked with dots). A blue arrow points from the text 'then click here' to the 'Sign in' button. A 'Forgot password?' link is also present below the password field.

Weld Australia WeldQ

New to WeldQ and don't have an account?

To create an account you will need to provide:

- a valid email address
- your phone number &
- date of birth

After registering, an email will be sent to the email address you provide. You will need to access this email and click on the link to verify your registration. The email will contain a system-generated WeldQ ID.

[CLICK HERE TO CREATE AN ACCOUNT](#)

Enter your WeldQ ID & Password then click here

Existing User Sign In

WeldQ ID

JC173983

Password

.....

[Forgot password?](#)

[Sign in](#)

APPLY FOR WELDER QUALIFICATION TEST PROGRAM



Steps (3):

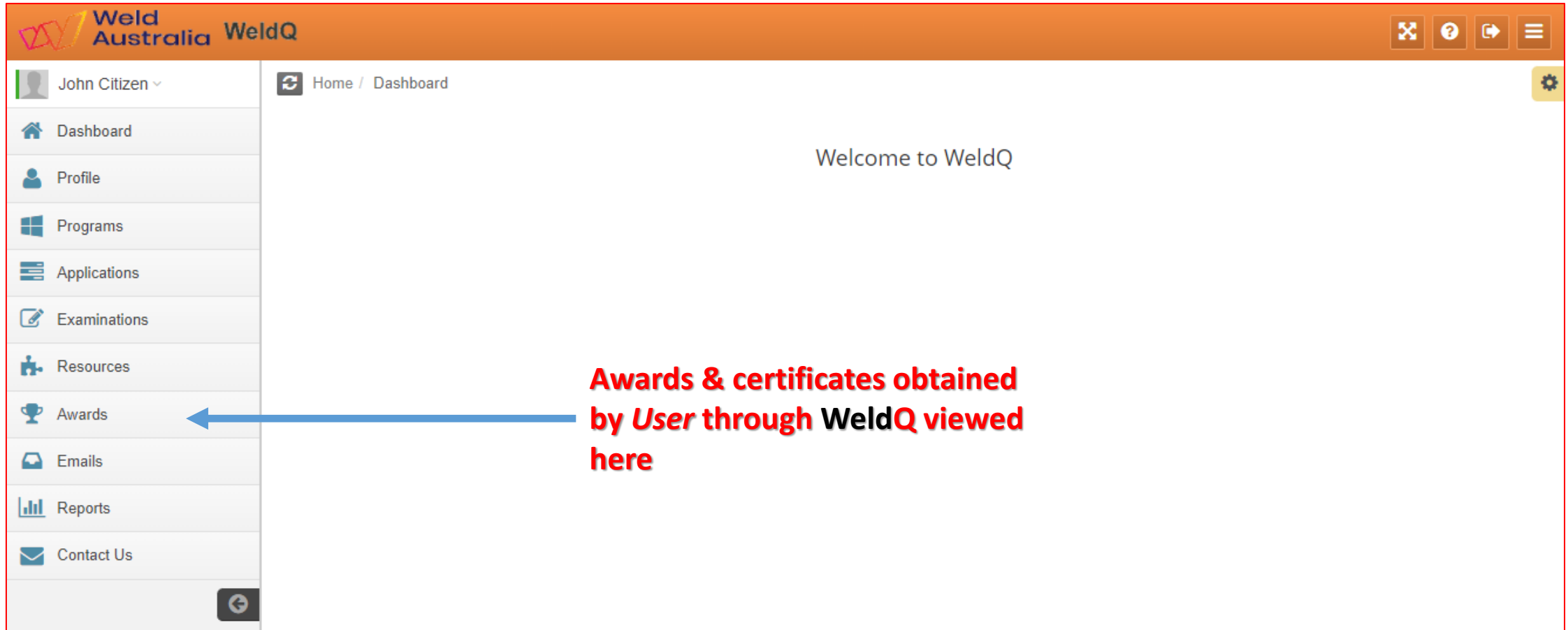
- ✓ The Program Coordinator will:
 - Review the application and prerequisites (if any)
 - Allocate the Test Centre (preferred centre cannot be guaranteed)
 - Contact you to advise test date and location.
 - For industry based multi WPS based programs, send you (or organise with the Program Manager to send you) a discount code which reduces or waives the Weld Australia fee when applying for additional WPS tests in the program.
- ✓ Preferred *Test Centre* cannot be guaranteed.

WELDER QUALIFICATION TEST

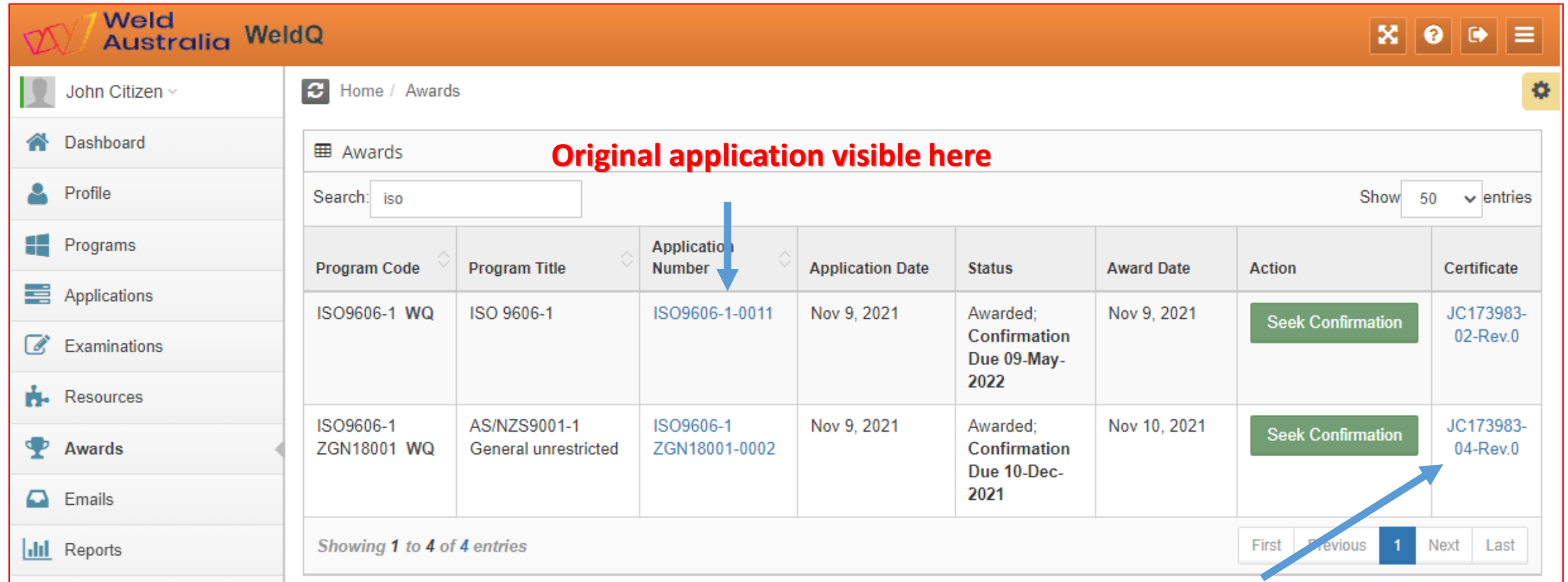
Steps:

- ✓ The Examiner will confirm identity of the welder
 - Confirmation of ID required by the standard due to portability of qualification
 - 100 points of ID required including details of place of birth and photo ID
- ✓ Conduct the weld test
 - Record test details in **WeldQ**.
- ✓ If weld details OK and test passes required NDE and/or destructive tests, Program Manager will confirm qualification.
 - An award (certificate) will be issued.
 - Award visible in *Awards* tab.
- ✓ If test results non-compliant, welder may be offered complimentary resit and be given a discount code to reapply for the test.
 - Only Weld Australia fees waived for first resit.
 - Fees charged by examiner, test centre etc may still be applicable.

AWARDS



AWARDS



Weld Australia WeldQ

John Citizen ▾

Home / Awards

Awards

Search: iso

Show 50 entries

Program Code ▾	Program Title ▾	Application Number ▾	Application Date	Status	Award Date	Action	Certificate
ISO9606-1 WQ	ISO 9606-1	ISO9606-1-0011	Nov 9, 2021	Awarded; Confirmation Due 09-May- 2022	Nov 9, 2021	Seek Confirmation	JC173983- 02-Rev.0
ISO9606-1 ZGN18001 WQ	AS/NZS9001-1 General unrestricted	ISO9606-1 ZGN18001-0002	Nov 9, 2021	Awarded; Confirmation Due 10-Dec- 2021	Nov 10, 2021	Seek Confirmation	JC173983- 04-Rev.0

Showing 1 to 4 of 4 entries

First Previous 1 Next Last

Award (certificate of test) visible here

AWARDS

Designation	ISO 9606-1:2017 136 P BW FM1 B s 10 t 20 D - PA null ml				
Name	John Citizen	ID Number	123ABC		
ID Method	Oz Passport	Place of Birth	Sydney		
Date of Birth	14 Jan 1935	Employer	ABC Fabrications		
Program code and title	ISO9606-1 ZGN18001 - AS/NZS9001-1 General unrestricted				
Application Number	ISO9606-1 ZGN18001-0002	Certificate Date	10 Nov 2021		
Test Details					
Code/Testing Standard	ISO 9606-1:2017	WPS Number	WPS-001	WPS Rev No.	0
Examiner	Luke Nicholls	Test Centre	WTIA Corporate Testing	Place of Test	Sydney
Qualification Type	test	Job Knowledge	acceptable	Acceptance Criteria	AS/NZS 2980
WPS Date	10 Nov 2021	Test Date	10 Nov 2021	Issue Date	10 Nov 2021
Joint Details					
Parent Material 1	AS/NZS 3678-250	Parent Material 1 Group	1	Parent Material 1 Subgroup	1.1
Parent Material 2	AS/NZS 3678-250	Parent Material 2 Group	1	Parent Material 2 Subgroup	1.1
Product Type	Plate	Joint Type	BW	Branch	
Test piece thickness (t), mm	20	Range Qualified (t), mm		Additional Joint Type Test	Combined FW/BW
Pipe OD (D), mm		Range Qualified (D), mm			
Process 1		Test Piece		Range Qualified	
Welding Process		136		136	
Direction of Welding					
Transfer Mode					
Welding Position		PA		Plate BW - PA ; Pipe BW - PA (D>=500) Fixed, PA (D>=75) Rotated ; ;	



**Extract from an Award
(Certificate of test)
example - can be
downloaded or printed.**

RETRIEVE A SAVED APPLICATION

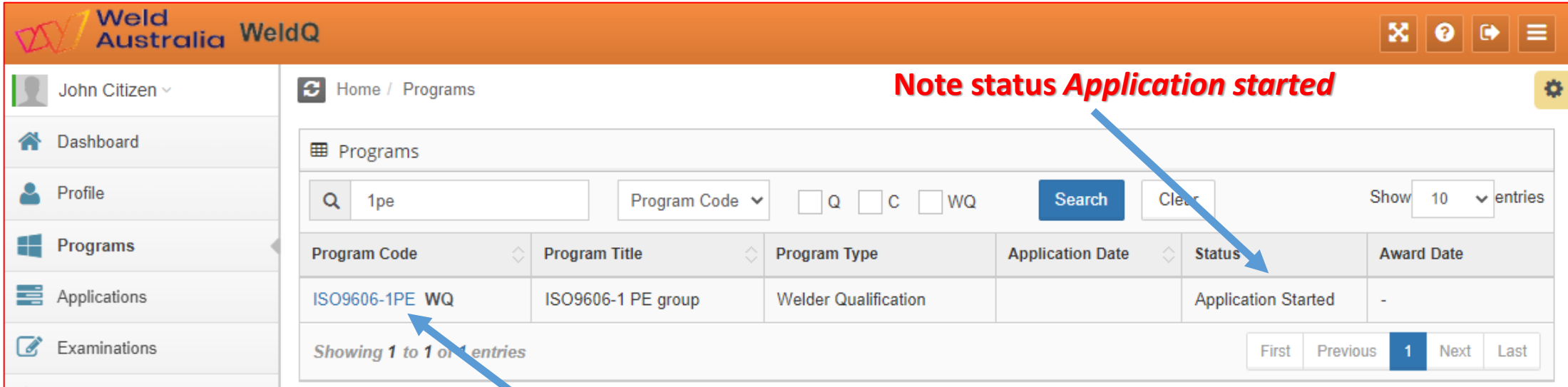
Steps to retrieve a saved **WeldQ** Welder Qualification test application:

- ✓ Locate the program with the saved application (i.e. Status shows *Application started*)
- ✓ View the current applications
- ✓ Select the specific saved application from those listed for the program (i.e. Status shows *Application started*)
- ✓ Open the application
- ✓ Complete the application

Note:

- Discount codes can be applied.
- Application can be resaved if required or processed to payment stage.

RETRIEVE SAVED APPLICATION



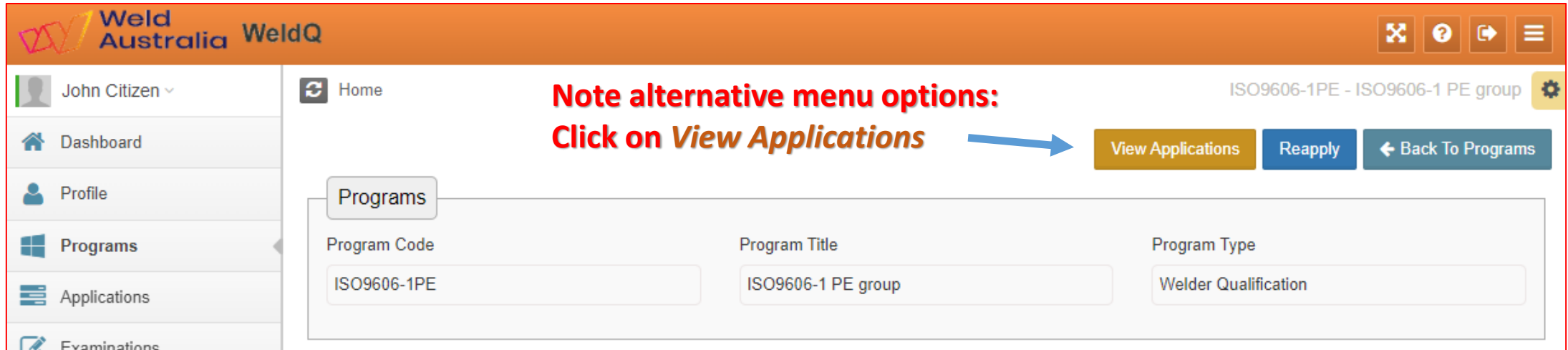
The screenshot shows the 'Weld Australia WeldQ' application interface. The top navigation bar is orange and contains the logo, user name 'John Citizen', and several icons. The left sidebar lists navigation options: Dashboard, Profile, Programs, Applications, and Examinations. The main content area is titled 'Home / Programs' and features a red note: 'Note status Application started'. Below this is a search bar with '1pe' entered and filters for 'Program Code', 'Q', 'C', and 'WQ'. A table displays the results:

Program Code	Program Title	Program Type	Application Date	Status	Award Date
ISO9606-1PE WQ	ISO9606-1 PE group	Welder Qualification		Application Started	-

Below the table, it says 'Showing 1 to 1 of 1 entries'. At the bottom right of the table area are pagination controls: 'First', 'Previous', '1' (selected), 'Next', and 'Last'. Two blue arrows point from red text instructions to the interface: one points to the 'Status' column header, and the other points to the 'ISO9606-1PE WQ' hyperlink in the 'Program Code' column.

Select the welder qualification of interest to resume. Click on the hyperlink code to show the program detail.

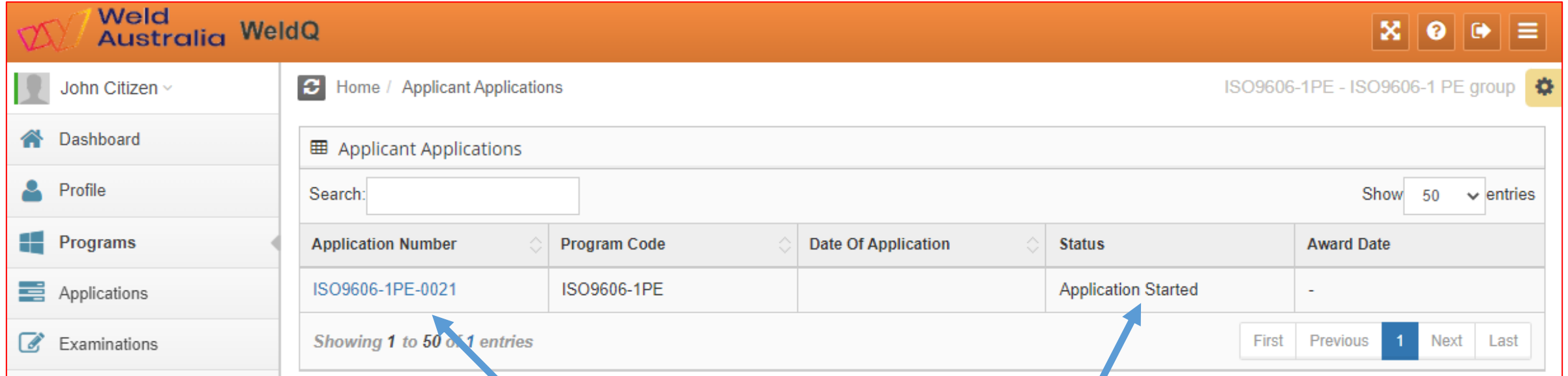
RETRIEVE SAVED APPLICATION



The screenshot shows the Weld Australia WeldQ web application interface. On the left is a sidebar menu with options: John Citizen (with a dropdown arrow), Dashboard, Profile, Programs, Applications, and Examinations. The main content area has a top orange header with the Weld Australia logo and 'WeldQ' text, and utility icons (refresh, help, share, menu) on the right. Below the header, a 'Home' button is on the left, and the text 'ISO9606-1PE - ISO9606-1 PE group' is on the right with a settings gear icon. A red text overlay reads 'Note alternative menu options: Click on *View Applications*' with a blue arrow pointing to a yellow 'View Applications' button. Other buttons 'Reapply' and 'Back To Programs' are also visible. Below the buttons is a 'Programs' tab and a table with three columns: Program Code, Program Title, and Program Type. The table contains one row with the values: ISO9606-1PE, ISO9606-1 PE group, and Welder Qualification.

Program Code	Program Title	Program Type
ISO9606-1PE	ISO9606-1 PE group	Welder Qualification

RETRIEVE SAVED APPLICATION



Weld Australia WeldQ

John Citizen ▾

Home / Applicant Applications

ISO9606-1PE - ISO9606-1 PE group

Applicant Applications

Search:

Show 50 entries

Application Number	Program Code	Date Of Application	Status	Award Date
ISO9606-1PE-0021	ISO9606-1PE		Application Started	-

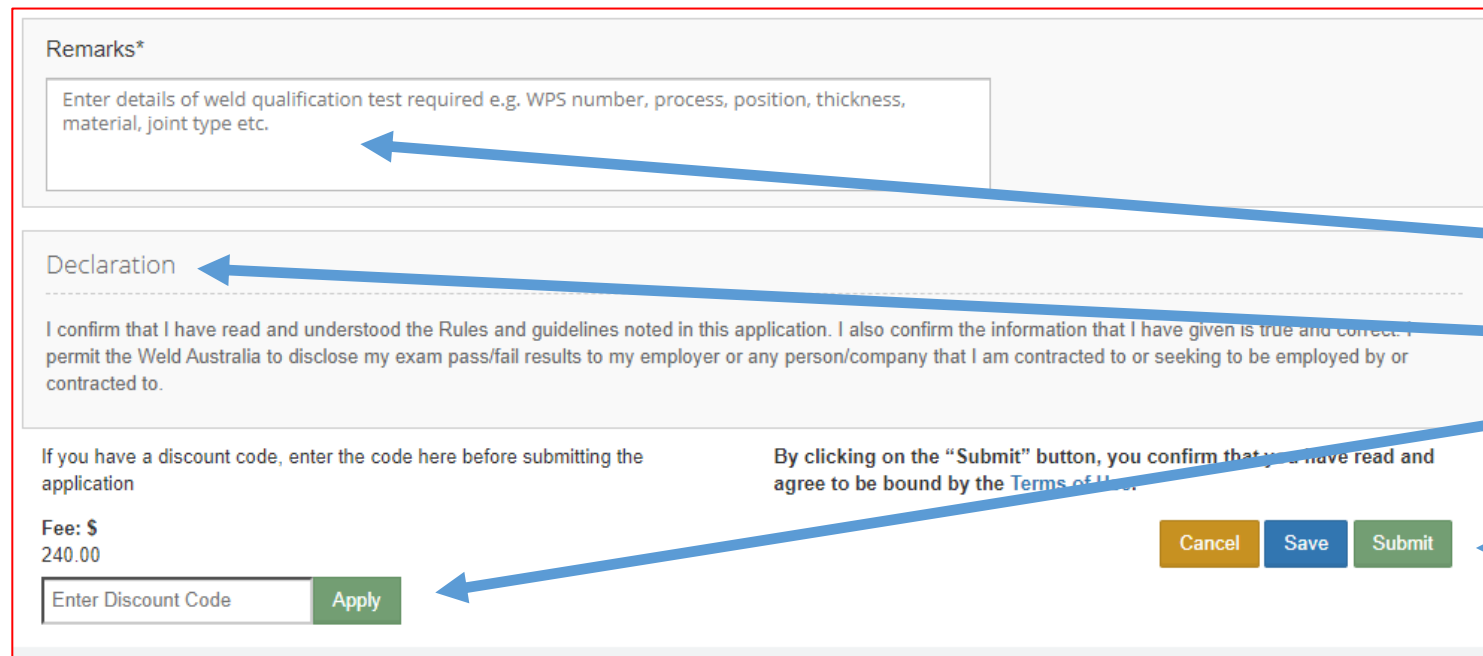
Showing 1 to 50 of 1 entries

First Previous 1 Next Last

Click on blue hyperlink for program with status *Application started*.

RETRIEVE SAVED APPLICATION:

- COMPLETE & APPLY



Remarks*

Enter details of weld qualification test required e.g. WPS number, process, position, thickness, material, joint type etc.

Declaration

I confirm that I have read and understood the Rules and guidelines noted in this application. I also confirm the information that I have given is true and correct. I permit the Weld Australia to disclose my exam pass/fail results to my employer or any person/company that I am contracted to or seeking to be employed by or contracted to.

If you have a discount code, enter the code here before submitting the application

Fee: \$
240.00

Enter Discount Code

By clicking on the "Submit" button, you confirm that you have read and agree to be bound by the [Terms of Use](#)

Blue arrows point from the right-side text to the Remarks*, Declaration, and Submit buttons.

Complete any additional details requested, enter the discount code (where applicable), click *Apply*, read the declaration and if in agreement, and if all in order, *Submit* the application.

Note: Proceed as per previous slides for payment (where applicable). After payment, application will be reviewed by the Program coordinator and Test Centre allocated.

RE-APPLYING FOR WELDER QUALIFICATION TEST

Welder qualification programs can be applied for on multiple occasions.

- ✓ AS/NZS ISO 9606-1 & AS/NZS 2980 allocates one Award or Certificate per test procedure.
- ✓ **WeldQ** allows the welder to reapply for a test program when:
 - Applying for testing to another weld procedure
 - Applying for subsequent tests as part of an industry multi-WPS program
 - The welder qualification has lapsed and requalification is required
 - The welder has failed the initial test and is preparing to resit
- ✓ Weld Australia Fees
 - Fees as shown in the Program details
 - ❖ Fees may be waived for industry multi-WPS programs after initial purchase
 - ❖ Resit – Weld Australia fees waived for first resit on a program.
 - Fees charged by examiner, test centre etc may still be applicable.
 - Discount codes will be sent to the welder where applicable

HOW TO APPLY FOR NEXT WELDER QUALIFICATION TEST

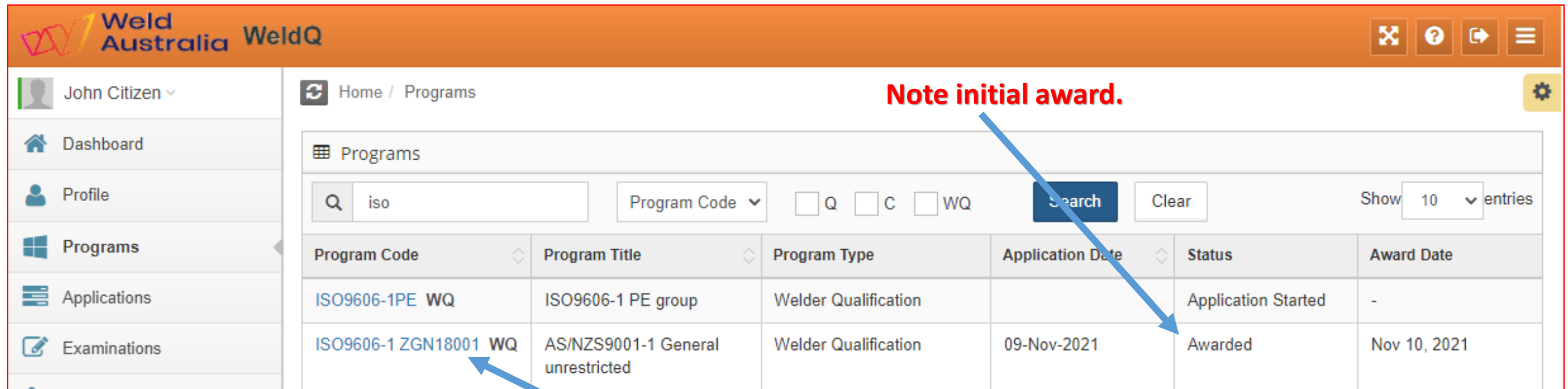
Steps:

- ✓ Locate the test program on the *Program* tab
- ✓ Select the program by clicking on the blue program code (a hyperlink)
- ✓ Review the program details, note the instructions, terms & conditions, the Weld Australia fees applicable and if a discount code is applicable
 - Obtain discount code from the Program Coordinator (where applicable)
 - Before applying for the program, download and review any applicable WPS or other documents.
- ✓ Apply for the program as previously described, utilising the applicable discount code
- ✓ Undertake weld test and access awards as described previously.

RE-APPLY FOR THE PROGRAM



LOCATE TEST PROGRAM



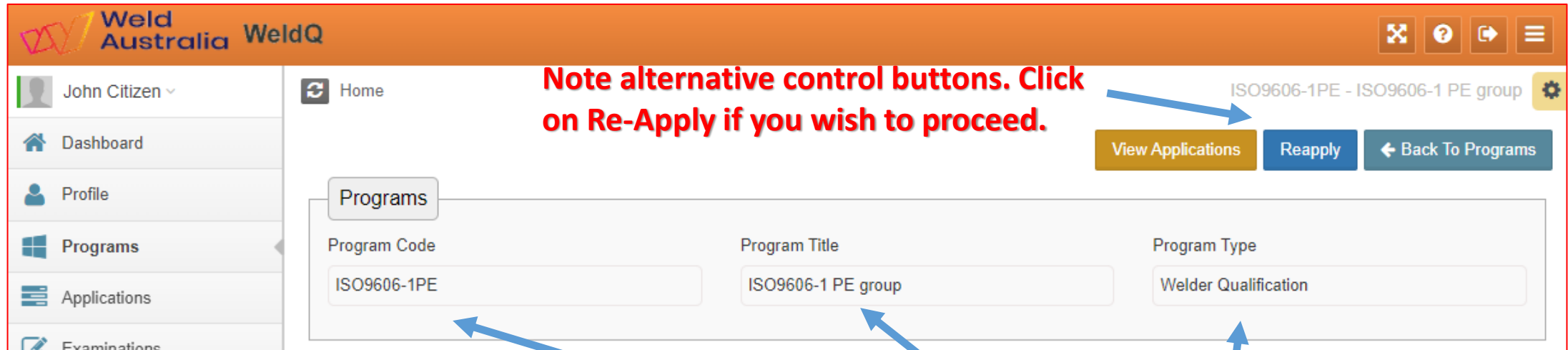
The screenshot shows the Weld Australia WeldQ interface. The top navigation bar includes the Weld Australia logo and the text 'WeldQ'. On the left is a sidebar menu with options: John Citizen (user profile), Dashboard, Profile, Programs, Applications, and Examinations. The main content area is titled 'Home / Programs' and contains a 'Programs' section. This section has a search bar with 'iso' entered, a 'Program Code' dropdown, and checkboxes for 'Q', 'C', and 'WQ'. A 'Search' button and a 'Clear' button are also present. To the right of the search bar, it says 'Show 10 entries'. Below the search bar is a table with the following columns: Program Code, Program Title, Program Type, Application Date, Status, and Award Date. The table contains two rows of data. The first row is for 'ISO9606-1PE WQ' with the title 'ISO9606-1 PE group' and status 'Application Started'. The second row is for 'ISO9606-1 ZGN18001 WQ' with the title 'AS/NZS9001-1 General unrestricted' and status 'Awarded'. A red arrow points from the text 'Note initial award.' to the 'Awarded' status in the second row. Another red arrow points from the text 'Select the welder qualification of interest to reapply for. Click on the hyperlink code to show the program detail.' to the 'ISO9606-1 ZGN18001 WQ' code in the same row.

Program Code	Program Title	Program Type	Application Date	Status	Award Date
ISO9606-1PE WQ	ISO9606-1 PE group	Welder Qualification		Application Started	-
ISO9606-1 ZGN18001 WQ	AS/NZS9001-1 General unrestricted	Welder Qualification	09-Nov-2021	Awarded	Nov 10, 2021

Note initial award.

Select the welder qualification of interest to reapply for. Click on the hyperlink code to show the program detail.

REVIEW TEST PROGRAM



Weld Australia WeldQ

John Citizen ▾

Home

ISO9606-1PE - ISO9606-1 PE group

View Applications Reapply Back To Programs

Programs

Program Code	Program Title	Program Type
ISO9606-1PE	ISO9606-1 PE group	Welder Qualification

**Check program code, title and type.
Review instructions, terms &
conditions, costs, validity details etc
(not shown).**

RE-APPLY FOR TEST PROGRAM

Requirements to be satisfied

Requirement Code :
1

Requirement satisfied?*

Requirement Description :
Must have received training and/or has industrial practice within the range of qualification.

File Upload

File Description
Please mention the file's description

Preferred Test Centre (Optional)
NSW - WTIA Corporate Testing, Pymble

Upload the WPS File (Optional)

Remarks*

Have completed Qualification test to WPS-001. Wish to test to WPS-002.

Declaration

I confirm that I have read and understood the Rules and guidelines noted in this application. I also confirm the information that I have given is true and correct. I permit the WTIA to disclose my exam pass/fail results to my employer or any person/company that I am contracted to or seeking to be employed by or contracted to.

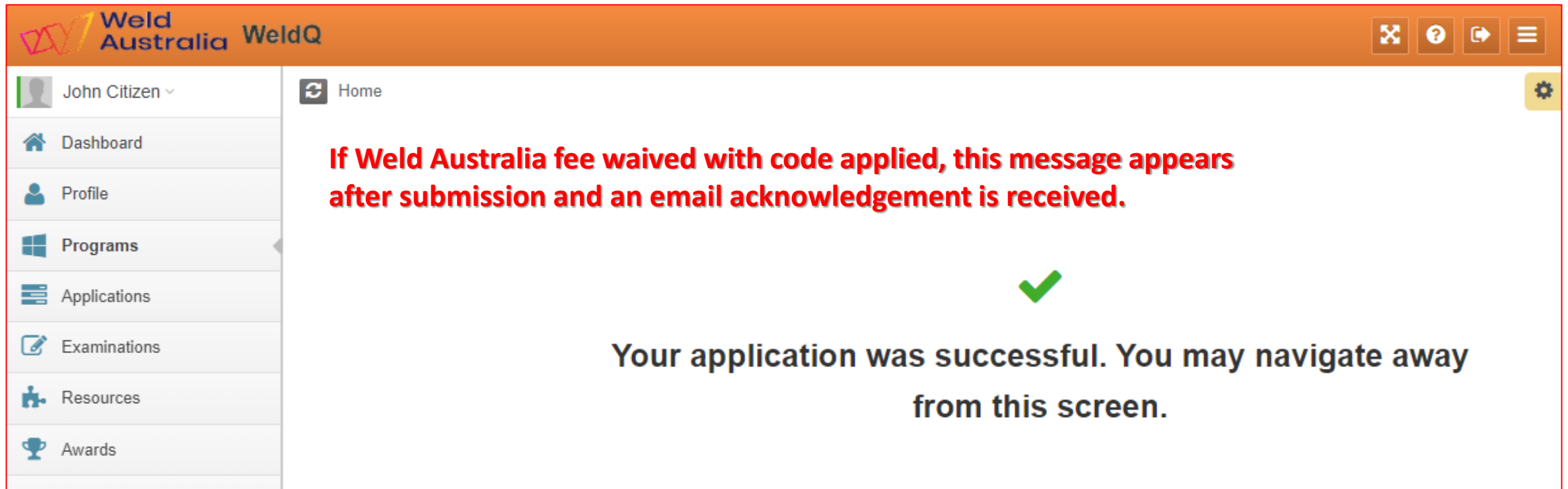
If you have a discount coupon, enter the code here before submitting the application

HJA0T2

Cancel Save Submit

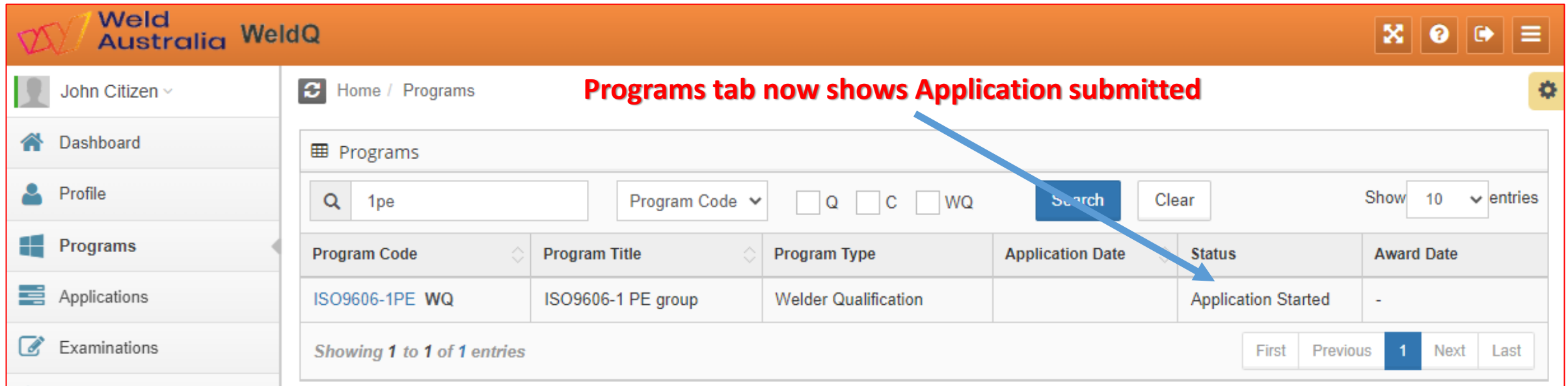
Complete details requested in *Remarks* box e.g. details of preferred WPS , enter the discount code, read the declaration and if in agreement, click *Apply*, and if all in order, *Submit* the application (note that limited screen extract shown in this example).

RE-APPLY FOR TEST PROGRAM



The screenshot shows the Weld Australia WeldQ dashboard. The top navigation bar is orange with the Weld Australia logo and 'WeldQ' text. On the right of the bar are icons for full screen, help, share, and a menu. A left sidebar contains a user profile 'John Citizen' and a list of menu items: Dashboard, Profile, Programs, Applications, Examinations, Resources, and Awards. The main content area has a 'Home' button and a large red text message: 'If Weld Australia fee waived with code applied, this message appears after submission and an email acknowledgement is received.' Below this is a green checkmark icon and the text: 'Your application was successful. You may navigate away from this screen.'

RE-APPLY FOR TEST PROGRAM



The screenshot shows the Weld Australia WeldQ web application interface. The top navigation bar is orange with the Weld Australia logo and the text 'WeldQ'. On the right side of the bar are icons for a full-screen view, help, a share icon, and a menu. A left sidebar contains navigation links: 'John Citizen' (with a dropdown arrow), 'Dashboard', 'Profile', 'Programs' (highlighted with a grey background), 'Applications', and 'Examinations'. The main content area has a breadcrumb trail 'Home / Programs' and a red text overlay that reads 'Programs tab now shows Application submitted'. Below this is a 'Programs' section with a search bar containing '1pe', a 'Program Code' dropdown, and checkboxes for 'Q', 'C', and 'WQ'. There is a blue 'Search' button and a 'Clear' button. To the right of the search bar is a 'Show 10 entries' dropdown. Below the search bar is a table with the following columns: 'Program Code', 'Program Title', 'Program Type', 'Application Date', 'Status', and 'Award Date'. The table contains one entry: 'ISO9606-1PE WQ', 'ISO9606-1 PE group', 'Welder Qualification', an empty 'Application Date' cell, 'Application Started' in the 'Status' column, and a hyphen '-' in the 'Award Date' column. A blue arrow points from the red text overlay to the 'Application Started' status. At the bottom of the table, it says 'Showing 1 to 1 of 1 entries'. On the right side of the table are pagination buttons: 'First', 'Previous', '1' (highlighted), 'Next', and 'Last'.

Weld Australia WeldQ

John Citizen ▾

Dashboard

Profile

Programs

Applications

Examinations

Home / Programs

Programs tab now shows Application submitted

Programs

Q 1pe Program Code ▾ ☐ Q ☐ C ☐ WQ Search Clear Show 10 ▾ entries

Program Code	Program Title	Program Type	Application Date	Status	Award Date
ISO9606-1PE WQ	ISO9606-1 PE group	Welder Qualification		Application Started	-

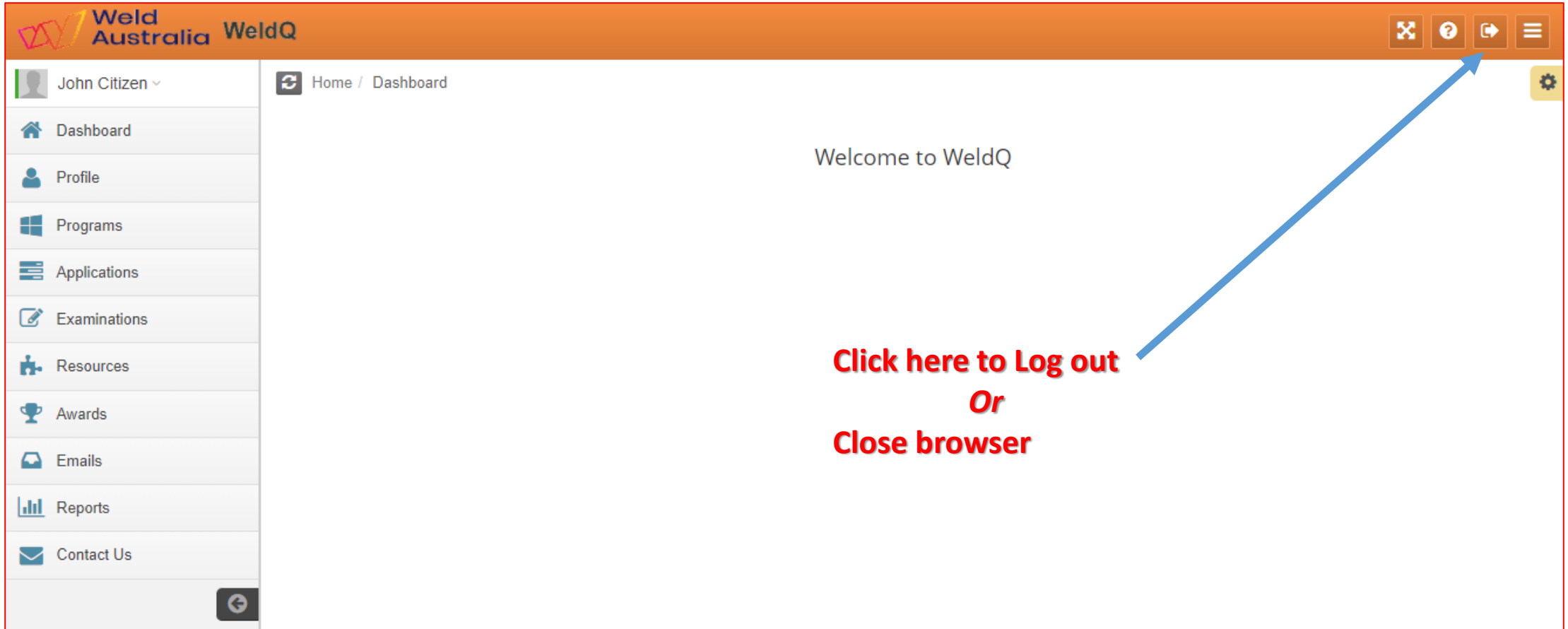
Showing 1 to 1 of 1 entries

First Previous 1 Next Last

COMPLETE THE WELDER QUALIFICATION TEST

- ✓ Weld test proceeds as per previous discussion
- ✓ Multiple applications can progress at the same time:
 - Multiple welder qualification tests can be conducted on the same day (time permitting)
 - Multiple applications can be progressed prior to testing but payment for each (where applicable) must be completed prior to commencing a new application or re-applying

LOGOUT



The screenshot shows the WeldQ dashboard interface. At the top, there is an orange header bar with the Weld Australia logo and 'WeldQ' text on the left, and four icons (a square with an 'X', a question mark, a right-pointing arrow, and a hamburger menu) on the right. Below the header, a left sidebar contains a user profile 'John Citizen' with a dropdown arrow, and a list of menu items: Dashboard, Profile, Programs, Applications, Examinations, Resources, Awards, Emails, Reports, and Contact Us. The main content area displays 'Welcome to WeldQ'. A blue arrow points from the text 'Click here to Log out Or Close browser' to the right-pointing arrow icon in the top header bar.

Weld Australia WeldQ

John Citizen ▾

Home / Dashboard

Welcome to WeldQ

**Click here to Log out
Or
Close browser**

QUESTIONS

If you have any questions please use the
Contact Form on the AWCR website.

<http://awcr.org.au>